





CIAO BAMBINI CONTINUE AD ESERCITARVI CON LO STAMPATELLO MINUSCOLO, PER QUESTA SETTIMANA INFATTI HO PENSATO DI FARVI COPIARE UN PICCOLO TESTO CHE CONTIENE IL SUONO GN: PRIMA LEGGETE IL TESTO E POI COPIATELO. ANDATE AVANTI CON LA LETTURA DEL LIBRO ROSSO A PAGINA 48. IN CLASSROOM TROVATE LE CORREZIONI DELLE SCHEDE DELLA SCORSA SETTIMANA.

COME SEMPRE BUON LAVORO E UN ABBRACCIO GRANDE DALLE VOSTRE MAESTRE!!

Mestre 20 aprile 2020



## IL SOGNO DI UN RAGNO

Gnu Gnu era un piccolo ragno.

Viveva sopra una ragnatela  
disegnata su una vecchia lavagna.

A Gnu Gnu piaceva sognare...

Sognava di vivere in campagna,  
di tessere una vera ragnatela

su un albero di prugne,  
di avere come compagni




un cigno e uno gnomo.

CERCHIA IL SUONO GNA-GNE-GNI-GNO-GNU NEL

RACCONTO, POI DISEGNA GNU GNU

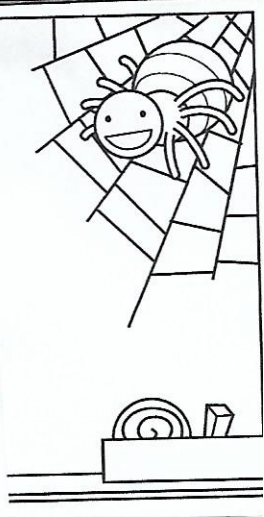
E IL SUO SOGNO.






DOV'È LA RAGNATELA DI  
BAGNO GNU GNU ?


SU UNA




Che cosa sogna il piccolo ragno? Osserva le figure e completa.



la campa .....



un albero di pru .....



un ci .....




uno .....mo


Che cosa avrebbe potuto sognare ancora Gnu Gnu? Completa.



BA ..... NO




SE ..... LE



CICO .....



MONTA .....



A ..... LLO



..... CCHI

# CIA - CIO - CIU

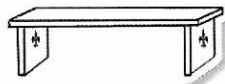
SCRIVI A FIANCO LE PAROLE. ATTENTO, LA I IMPICCIONA GIOCA BRUTTI SCHERZI.

BACO



BACIO \_\_\_\_\_

PANCA



\_\_\_\_\_

RICCO



\_\_\_\_\_



COMPLETA LE PAROLE CON **CIA - CIO - CIU**.



FREC.....



RIC.....




.....FFO



.....CCIO



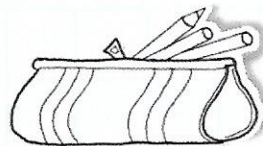
TREC.....



.....CCOLATA



MI.....



ASTUC.....



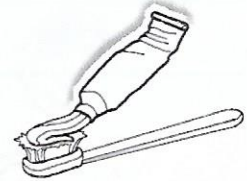
.....BATTA



CANNUC.....



CAMI.....



DENTIFRI.....



# CI - CE

COMPLETA LE PAROLE CON **CI** O **CE**.



.....NESE



NO.....




CRO.....



PUL.....NO



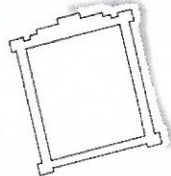
.....GNO



RINO.....RONTE



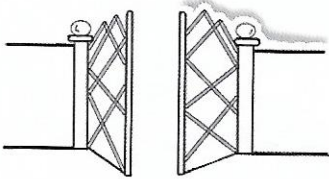
LU.....RTOLA



CORNI.....



UC.....LLO



CAN.....LLO



.....RCO

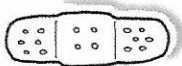


.....STINO

IN OGNI RIGA DEL QUADRATO MAGICO C'È UNA PAROLA NASCOSTA. TROVALA E RISCRIVILA A FIANCO.



100



C	E	S	T	I	N	O	B
A	R	C	E	R	V	O	Z
C	I	L	I	E	G	I	A
D	C	E	R	C	H	I	O
S	C	I	P	O	L	L	A
B	F	C	E	N	T	O	Z
M	N	C	I	G	N	O	E
C	E	R	O	T	T	O	P

---



---



---



---



---



---



---



---

# GA - GO - GU

LEGGI LA FILASTROCCA E CERCHIA **GA** **GO** **GU**.

## IL VIAGGIO

UN GALLO E UNA GALLINA  
PER CAMBIARE COLORE  
ANDAVANO DA UN MAGO  
IN CIMA AD UNA COLLINA.  
SI FERMAVANO LUNGO LA VIA  
A MANGIARE CON GUSTO  
UN PRANZO PROPRIO GIUSTO.  
GIUNTI INFINE LASSÙ  
IL MAGO NON C'ERA PIÙ.



CERCA ALTRE PAROLE CON:


GA	GO	GU
GATTO	GOMITOLO	GUFO
GA.....	GO.....	GU.....
GA.....	GO.....	GU.....
GA.....	GO.....	GU.....



# GI - GE

LEGGI E CERCHIA **GI** E **GE**.

DUE GIRAFFE GEMELLE  
ALLUNGANO IL COLLO PER MANGIARE.  
CHE ANIMALI GIGANTI!  
QUANTA GENTE CURIOSA LE OSSERVA!



COMPLETA LE PAROLE CON **GI** E **GE**.

.....RAFFA

.....LATO

.....RANIO

.....TA

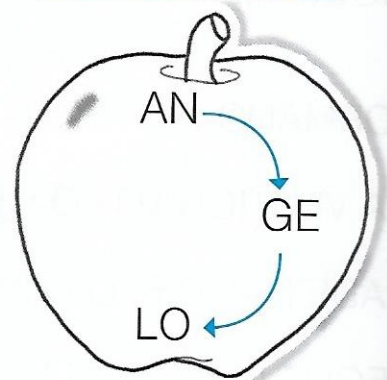
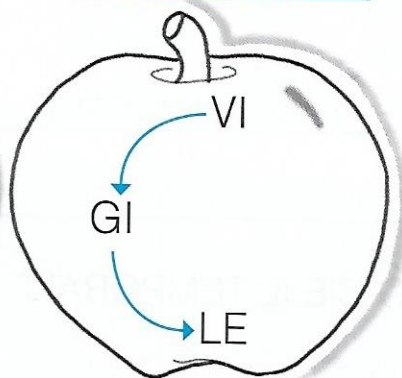
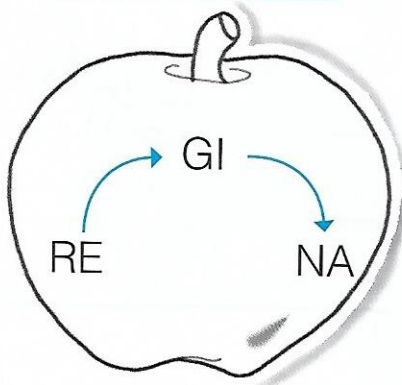
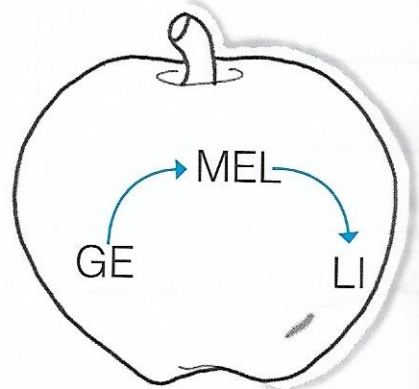
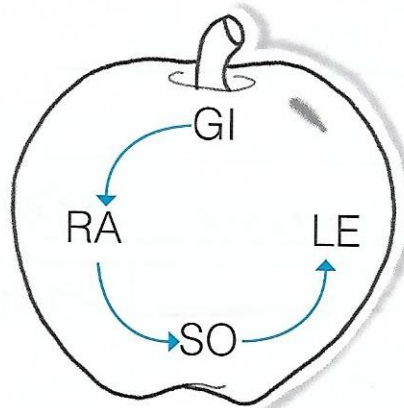
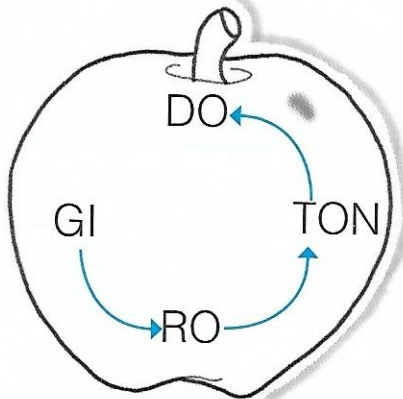
.....NTE

.....OCO

.....LO

.....MMA


SCRIVI LA PAROLA SEGUENDO LE FRECCHE.



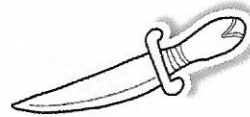


# GN... CHE DIVERTIMENTO!

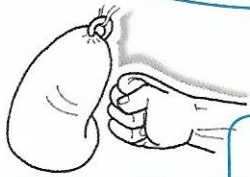
SCRIVI IL NOME DELLE FIGURE: CHE PAROLA SCOPRI UNENDO LE LETTERE DELLE CASELLE COLORATE? SCRIVILA SULLA LAVAGNA.




□ □ □ □ □ □ □ □



□ □ □ □ □ □ □ □



□ □ □ □ □ □ □ □




□ □ □ □ □ □ □ □

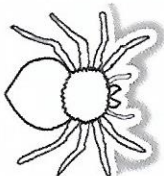


□ □ □ □ □ □ □ □


□ □ □ □ □ □ □ □



OSSERVA LE IMMAGINI E COMPLETA CON LE PAROLE MANCANTI.



IL..... E LA .....

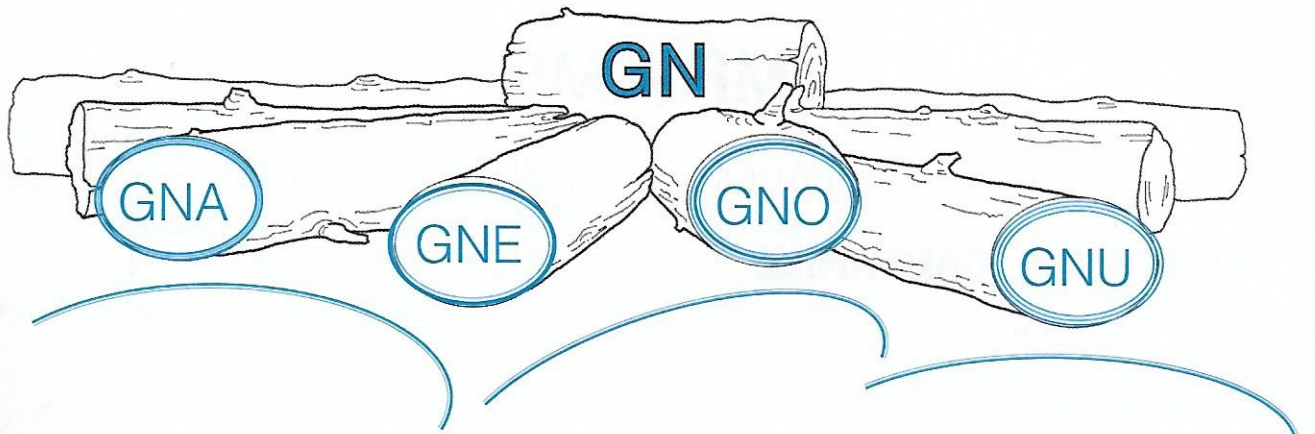


IL ..... E LA.....

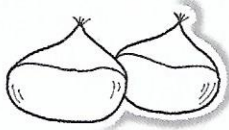


IL ..... E LA .....






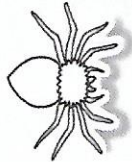
COMPLETA LE PAROLE INSERENDO GNA - GNE - GNO - GNU.



CASTA .....



SPU.....



RA.....



.....MO



CI.....




RA .....TELA



.....CCHI



A.....LLO




LAVA.....



PI.....

CERCHIA **GNO** E RICOPIA LE PAROLE CHE LO CONTENGONO.

SOPRA IL RAMO  
 DI UN CASTAGNO \_\_\_\_\_  
 CON UN FILO PER SOSTEGNO \_\_\_\_\_  
 ASPETTA MOSCHE \_\_\_\_\_  
 UN GROSSO RAGNO. \_\_\_\_\_  
 SOPRA TUTTI, SOLO, SOLO, \_\_\_\_\_  
 TRILLA E CANTA L'USIGNOLO. \_\_\_\_\_





COMPITI DI MATEMATICA 20/26 APRILE

RICOPIA SUL QUADERNO DI MATEMATICA ED ESERCITATI A MEMORIZZARE LE COPPIE DI NUMERI CHE TROVI NELLE CASE DEL 4, DEL 5, DEL 6.

RICORDA CHE LE CONSEGNE VANNO SCRITTE IN ROSSO,

SE VUOI PUOI ANCHE MODIFICARE LE DECORAZIONI DEL TETTO, MA NON

SCORDARTI DI INSERIRE IL NUMERO DEL PROPRIETARIO DELLA CASA.

SE TI AVANZA TEMPO, PUOI CONCLUDERE CON LA SOLITA CORNICETTA A PIACERE.


SU CLASSROOM PUBBLICHERO' ALTRI GIOCHI CON I NUMERI AMICI DEL 4, DEL 5 E DEL 6, MA ANCHE CON QUELLI CHE HAI GIA' STUDIATO.

UN ABBRACCIO

MAESTRA FRANCESCA

# I NUMERI AMICI DEL 4

QUESTA È LA CASA DEL  
4

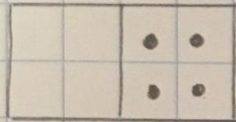


0	4	→	$0 + 4 = 4$
1	3	→	$1 + 3 = 4$
2	2	→	$2 + 2 = 4$
3	1	→	$3 + 1 = 4$
4	0	→	$4 + 0 = 4$







COMPLETA IN MODO  
CHE IN OGNI SCATOLA  
CI SIANO 4 PALLINI



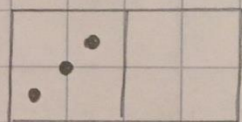
$$0 + 4 = 4$$



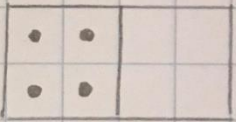
$$1 + \dots = 4$$



$$2 + \dots = 4$$



$$3 + \dots = 4$$

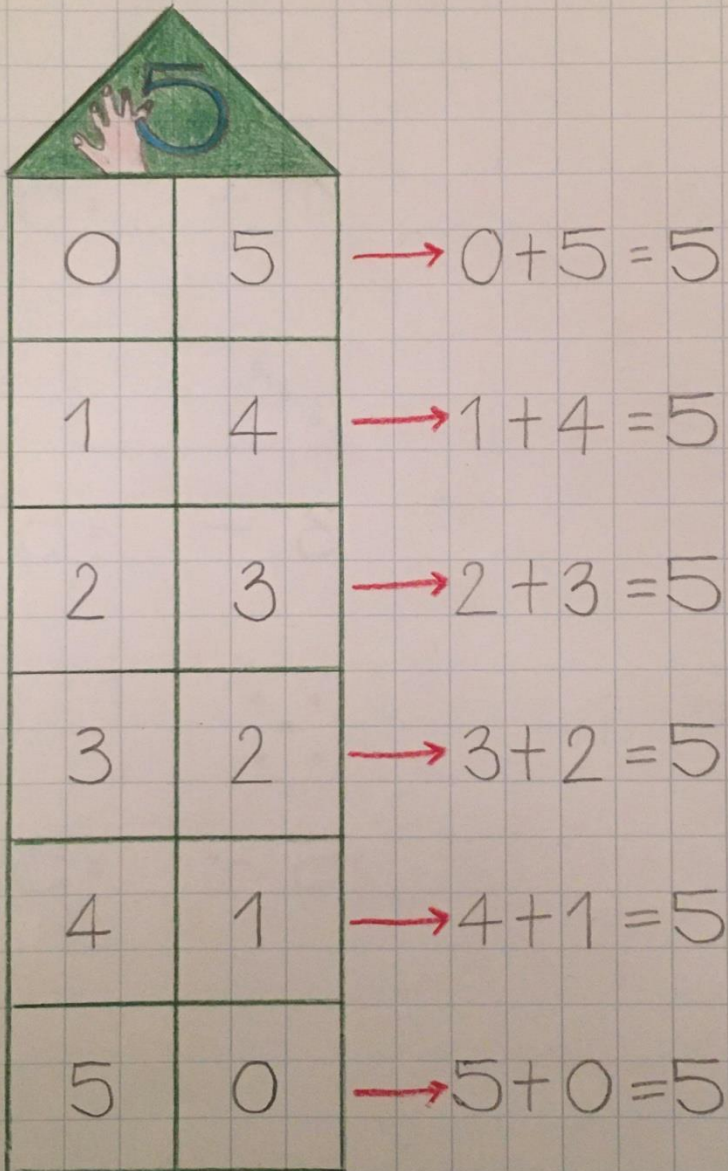


$$4 + \dots = 4$$



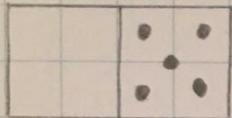
# I NUMERI AMICI DEL 5

QUESTA È LA CASA  
DEL 5

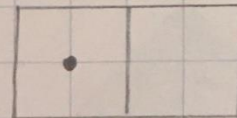


0	5	→ $0 + 5 = 5$
1	4	→ $1 + 4 = 5$
2	3	→ $2 + 3 = 5$
3	2	→ $3 + 2 = 5$
4	1	→ $4 + 1 = 5$
5	0	→ $5 + 0 = 5$

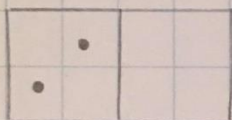
COMPLETA IN MODO  
CHE IN OGNI SCATOLA  
CI SIANO 5 PALLINI



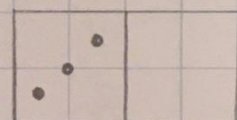
$$0 + 5 = 5$$



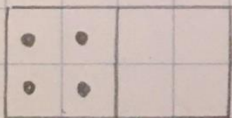
$$1 + \dots = 5$$



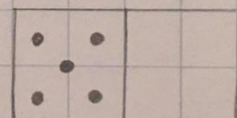
$$2 + \dots = 5$$



$$3 + \dots = 5$$



$$4 + \dots = 5$$



$$5 + \dots = 5$$



# I NUMERI AMICI DEL 6

QUESTA È LA CASA

DEL 6



0	6	$\rightarrow 0+6=6$
---	---	---------------------

1	5	$\rightarrow 1+5=6$
---	---	---------------------

2	4	$\rightarrow 2+4=6$
---	---	---------------------

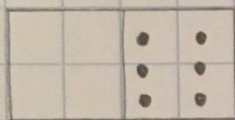
3	3	$\rightarrow 3+3=6$
---	---	---------------------

4	2	$\rightarrow 4+2=6$
---	---	---------------------

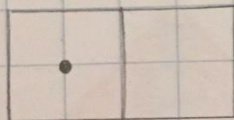
5	1	$\rightarrow 5+1=6$
---	---	---------------------

6	0	$\rightarrow 6+0=6$
---	---	---------------------

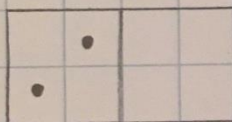
COMPLETA IN MODO  
CHE IN OGNI SCATOLA  
CI SIANO 6 PALLINI



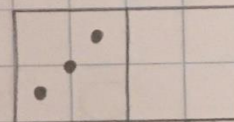
$$0 + 6 = 6$$



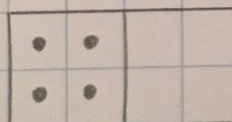
$$1 + \dots = 6$$



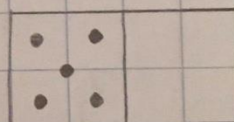
$$2 + \dots = 6$$



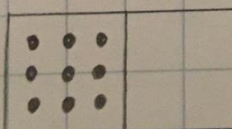
$$3 + \dots = 6$$



$$4 + \dots = 6$$



$$5 + \dots = 6$$




$$6 + \dots = 6$$



# I SALTI DEL GRILLO

1 ESEGUI LE ADDIZIONI SULLA **LINEA DEI NUMERI** E SCRIVI IL RISULTATO.

$$3 + 4 = \dots$$



IL GRILLO PARTE DA **3**.  
FA **4** SALTI VERSO  
DESTRA E ARRIVA A .....

$$2 + 7 = \dots$$



IL GRILLO PARTE DA .....  
FA ..... SALTI VERSO  
DESTRA E ARRIVA A .....

$$5 + 3 = \dots$$



IL GRILLO PARTE DA .....  
FA ..... SALTI VERSO  
DESTRA E ARRIVA A .....

$$4 + 4 = \dots$$



IL GRILLO PARTE DA .....  
FA ..... SALTI VERSO  
DESTRA E ARRIVA A .....